

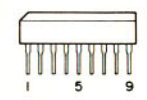


DA08, D201, D202, D203
 D204, D205, D206, D207
 D208, D209, D210, D211, D501
 D502, D503, D504, D505
 D506, D507, D508, D509
 D510, D512
 D515, D809
 D810, D816, DR01, DR02
 ISS133, ISS176, MA165, etc

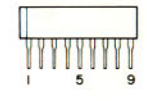
DT01 ~ DT08
 SLP-981C-50
 DT09 ~ DT17, DU01, DU02
 DA05
 GL-9PR26
 D811, D812, D801 ~ D808
 RLI03E, DSFI0C
 DA01, DA03, DA09, DA10
 SVC321SP
 D813
 RD24E
 DT18 ~ DT21
 SEL1121R



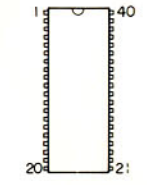
FRONT VIEW
 μPCI163N



FRONT VIEW
 AN6876



TOP VIEW
 TC9180N



"SERVICE INFORMATION IS FOR USE BY QUALIFIED PERSONNEL ONLY – ANY MISADJUSTMENT OR MISALIGNMENT MAY BE TREATED AS A NON-WARRANTY REPAIR BY ANY MARANTZ SERVICE CENTRE –"

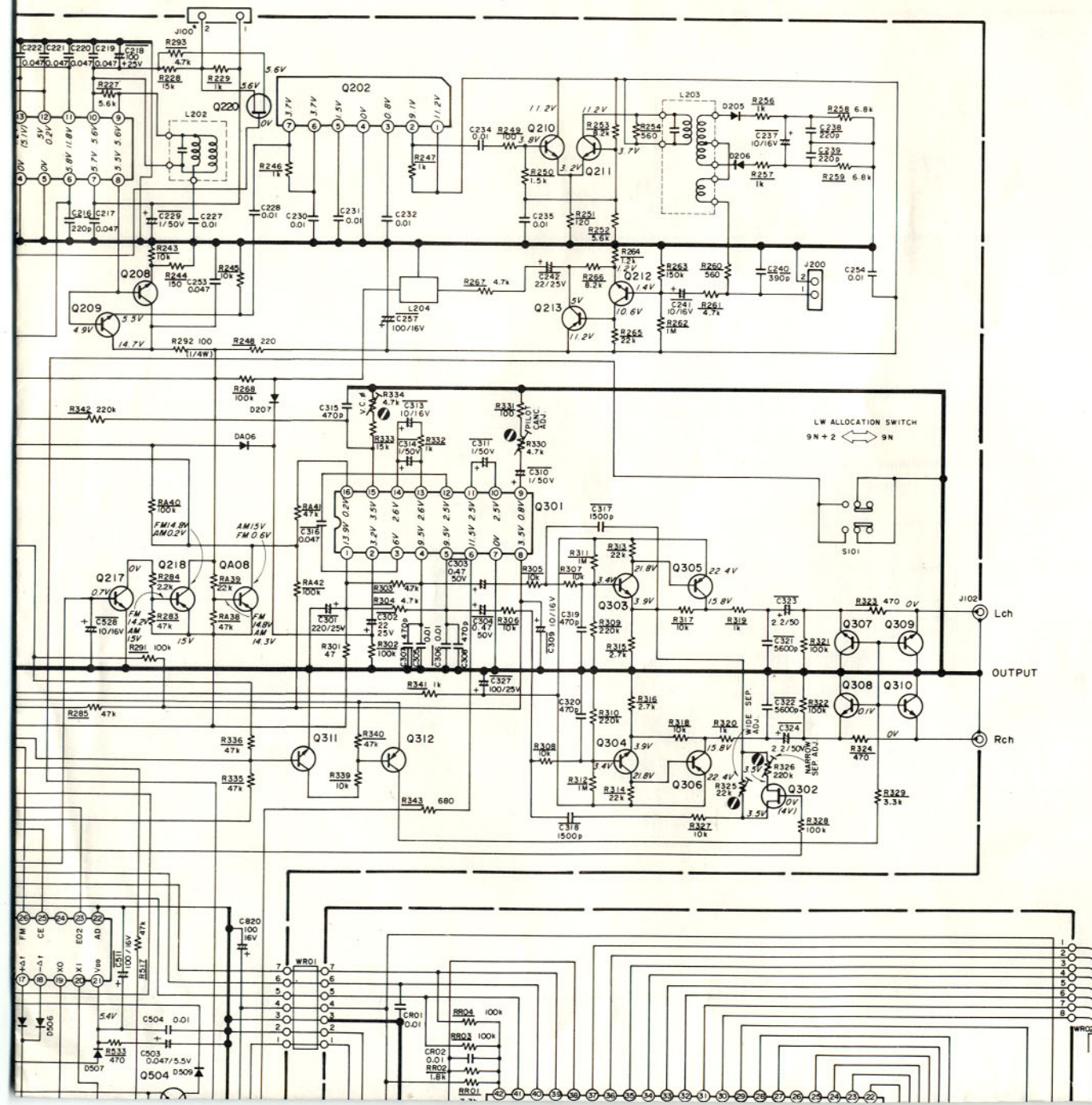
Kind of Common Parts

- R***** : RESISTOR
 (1) GD05 - - - 140, Carbon film fixed resistor, ±5% 1/4W
 (2) GD05 - - - 160, Carbon film fixed resistor, ±5% 1/6W
- C***** : CERAMIC CAP.
 (1) DD1 - - - 370, Ceramic condenser, disc type (titan condenser) Temp. coeff. P350 ~ N1000 50V
- C***** : CERAMIC CAP.
 (1) DK16 - - - 300, High dielectric constant ceramic condenser, disc type (titan variable) Temp. chara. 2B4 50V

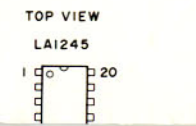
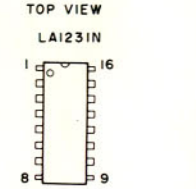
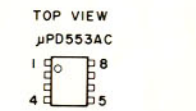

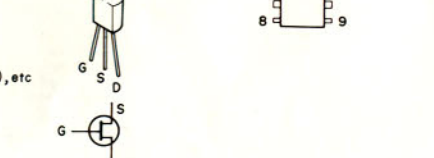
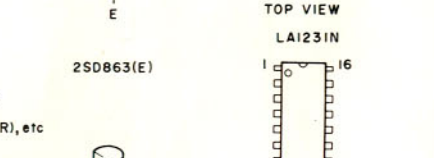


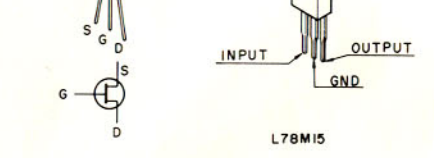

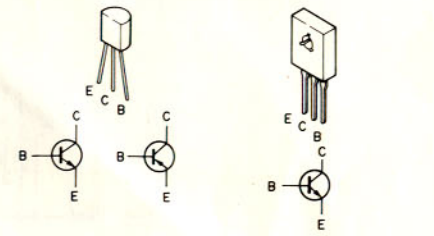
- C***** : ELECTROLY CAP. (⌘) / FILM CAP. (⌘)
 (1) EA - - - - - 10, Electrolytic condenser, one-way lead type, tolerance ±20%
 (2) DF15 - - - 350, Plastic film condenser, one-way type, Mylar, ±5% 50V

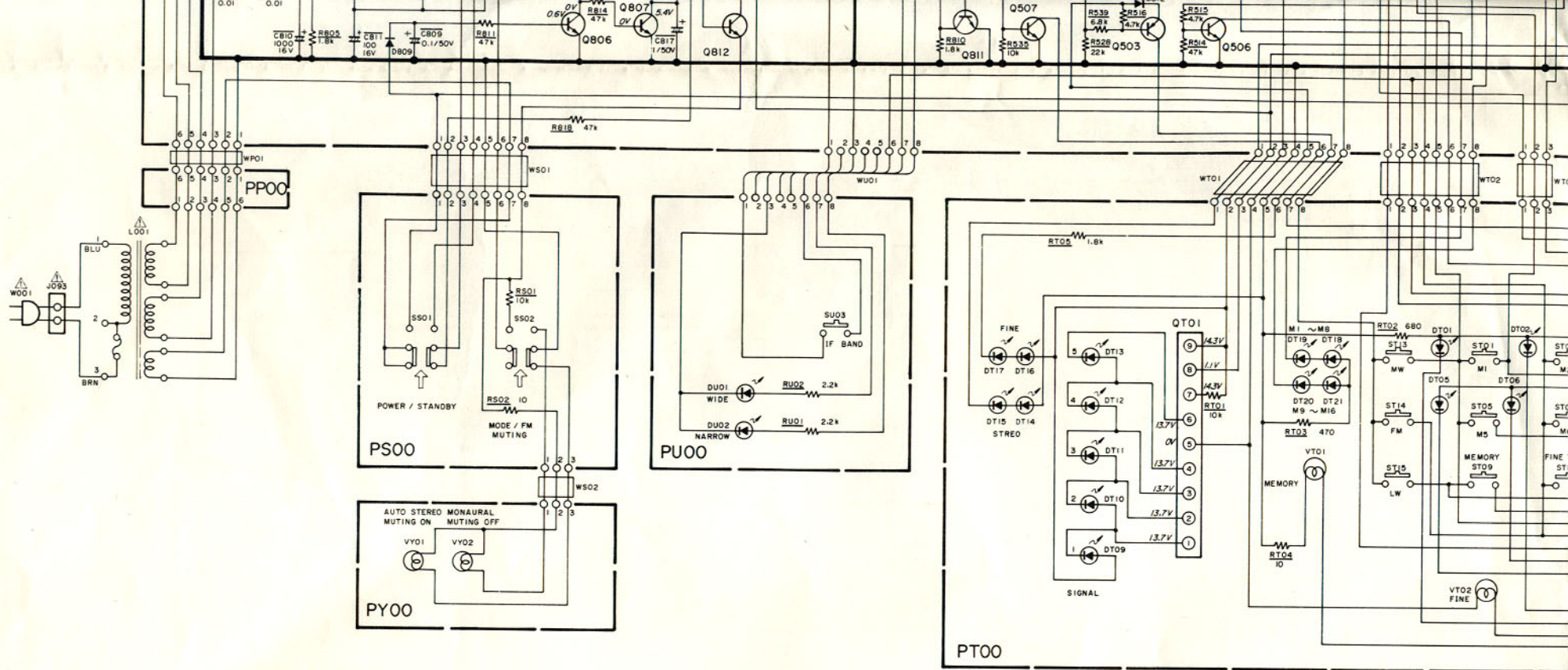
* In case of ordering the common parts, please establish the correct parts number of 10 figures by the procedure "ASSIGNMENT OF COMMON PARTS CODES"

SCHEMATIC DIAGRAM FOR Model ST-54L



- QA01
- LA1245
- QTO1
- AN6876
- Q201
- LA1231N
- Q202
- μPC1163H
- Q301
- KB4437
- Q501
- μPD1712CU-529
- Q502
- μPB553AC
- Q801
- NJM78M15A
- Q203 ~ Q205
- Q208 ~ Q211
- Q203A(Y)
- TC9180N
- 2SC1047C
- QA03, QA05
- 2SK55D
- QA02
- 2SD1302(S,T)
- QA04, QA06, Q302, Q510
- Q220
- 2SK30A(Y)
- QA07, Q212, QA09
- Q214 ~ Q217, Q219, Q303,
- Q304, Q307 ~ Q311, Q506
- Q507 ~ Q509, Q511, Q512
- Q803, Q806, Q807, Q811, Q812
- 2SC536SP(F,G), 2SC2458(Y,G), etc
- QA08, QA10, QA11, Q206
- Q207, Q213, Q218, Q305
- Q306, Q312, Q503, Q504
- 2SA1048(Y,G), 2SA608SP(F,G), etc
- Q802, Q804
- 2SD863(E)
- Q805
- 2SK55D
- Q805
- 2SD985(L,K)





NOTE ON SAFETY :

Symbol \triangle Fire or electrical shock hazard. Only original parts should be used to replace any part marked with symbol \triangle . Any other component substitution (other than original type), may increase risk of fire or electrical shock hazard.

Components and wiring are subject to change for modification